

## October Baby Backstitch Bag

Visit [www.djsdreams.com](http://www.djsdreams.com) to view the entire DJ's Dreams design line as well as more freebies. Visit [www.crossstitcheryshop.com](http://www.crossstitcheryshop.com) to see the designs of Ned Adams Originals, Susan Saltzgeber Designs, Bush Mountain Designs, PinkLaurel's Chalk Garden Treasures, Season's Way, Country Charm, and Sherry Senicar Designs.




**DJ'S DREAMS**

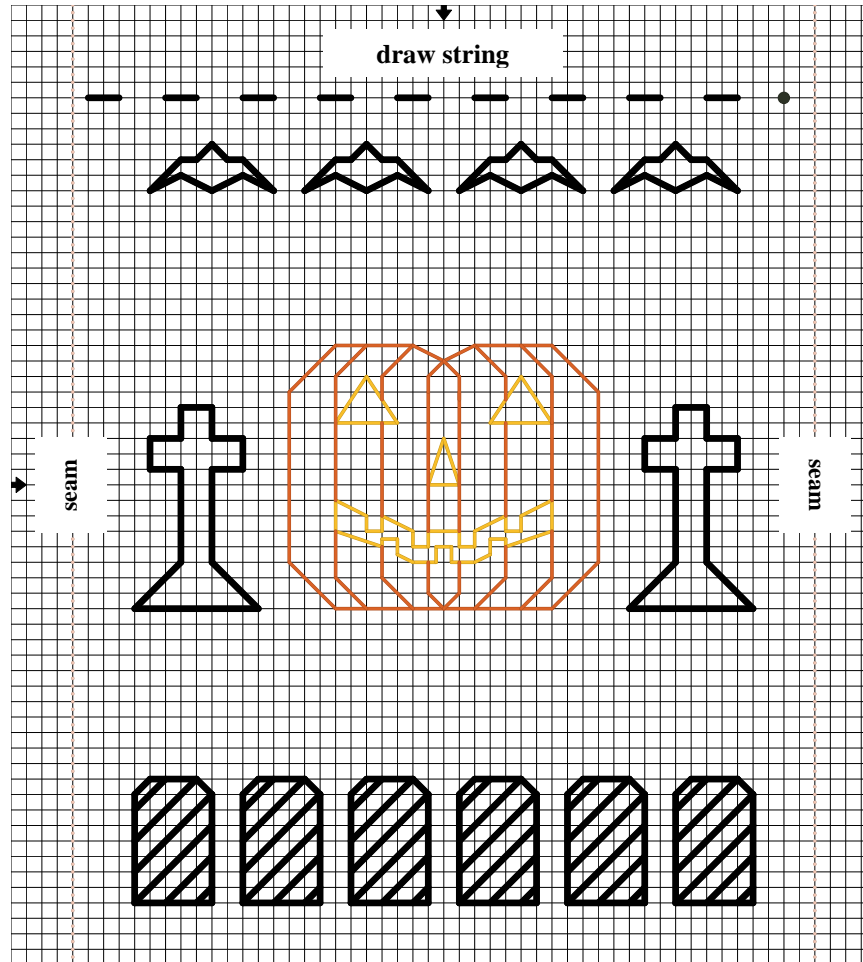
### Instructions

Use 1 strand for backstitching. Model stitched on 18 count Cameo Peach Aida #358-104 from Wichelt Imports.

Cut a piece of fabric that is 56 stitches wide by 124 long. Starting 9 stitches from the top and 9 stitches from the left side, begin backstitching the bats and other details as shown. Use the color key below. Follow the rest of chart to the bottom of the row of tomb stones. When completed, fold the fabric in half from the bottom and inside out creasing it 4 stitches from the bottom row of tomb stones.

Seam up left side 4 stitches from the start of the row of tomb stones and the right side 4 stitches from the end of the tomb stones using backstitches in DMC 967 and then turn right side out again. For the draw string fold the raw edge in and crease 5 stitches up from the top of the row of bats and use a long thread made up of 2 strands each of DMC 310 and 2 strands of 720 and insert it at the dot, leaving a long tail, and then backstitch it around the opening as shown. When you get to the left seam go down 1 stitch from the seam on the front and come up 1 stitch from the seam on the back. Cut strings to desired length and knot the ends.

Symbol	Type	Number	Color
	DMC	310	Black
	DMC	720	Orange Spice-DK
	DMC	742	Tangerine-LT



© DJ's Dreams  
2004

[www.djsdreams.com](http://www.djsdreams.com) and  
[www.crossstitcheryshop.com](http://www.crossstitcheryshop.com)

This free pattern is designed by Deena Joi Hosmer and copyright protected. Feel free to print one copy for your own use. Please do not distribute this pattern in printed or electronic form. If you would like to share with your friends please direct them to visit [www.djsdreams.com](http://www.djsdreams.com) or [www.crossstitcheryshop.com](http://www.crossstitcheryshop.com) where they may also download and print a copy for their own use. This design may not be kitted or sold as a chart pack.